

## DBCI's Self-Storage Solutions Include:

### Maximized Capacity Solution

- Summit Series (Mezzanine)

### Wine Storage Solution

- Vineyard Series

### Self-Storage Doors

- 650 Series
- 690 Series
- Wind Load Door
- Boat & RV Doors
- 1900 Series
- 651, 691, 1950 Series
- Insulated Doors

### Hallway Systems

- Swing Door 300 Series (flush and corrugated)
- Swing Door 500 Series (flush and corrugated)
- Header Panel
- Filler Panel
- Corawall
- Securawall

### Soffit Systems

- Hall Soffit (three-piece)
- Light Soffit
- Entry Soffit
- Flush Ceiling Soffit

### Security Solutions

- Mesh Security Wire
- Burglar Security Bars

### Safeguards

- Kickplates (Galvanized or Diamond Plates)
- Cornerguards (Galvanized or Diamond Plates)
- Linerwalls (Galvanized or Diamond Plates)

### Structural Framing

- Exterior Pier & Header System

Protect the features of your facilities from scratches and dents that occur as renters move their possessions in, out and through the building with our kickplates and corner guards. DBCI's mullions divide the larger exterior units into smaller openings. The soffit systems provide an illuminated hallway system creating an attractive look and feel for the facility.



Integrity. Partnership. Quality.



## Kickplates

The 18-gauge Galvalume® strip provides excellent protection from pushcarts and hall traffic while giving a clean, cosmetic appearance.

- 18-gauge Galvalume® strip
- Pressure bend top and bottom
- #8 x ½" self-drilling fasteners
- Available in a galvanized or diamond plate tread design



## Corner Guards

Optional corner guards provide long-lasting durability for both corrugated and flush hallway systems. The 18-gauge Galvalume® angle protects against damage from hall traffic while complementing the interior appearance.

- 18-gauge Galvalume® angle
- Pressure bends on leading edges
- Standard 4'-tall or full-hall height is available
- Mitered corners also available
- #8 x ½" self-drilling fasteners
- Available in a galvanized or diamond plate tread design



## Mullions

Mullions are economical, non-structural, painted flush jambs that divide larger exterior units into smaller openings.

- 26-gauge painted mullion skin
- 20-gauge base plate
- 20-gauge extensions
- One pair 18-gauge mini-guides


## Soffit Systems

**Light Soffit:** The light soffit is a 1' x 10' flush system that accommodates an optional 1' x 4' flush fluorescent light. When used with other DBCI hallway products, the soffit helps establish a bright and safe atmosphere for the owner and tenants.

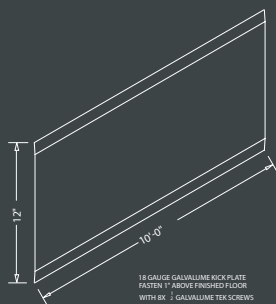
**Hallway Soffit:** The three-piece, 26-gauge flush soffit complements the interior system with a bright, reflective hallway ceiling. The 3'-wide soffit leaves a 1' gap on both sides to allow for air circulation while concealing HVAC ducts, electrical, plumbing and sprinkler work. The hallway soffit can also be used to support hallway lighting.

**Entry Soffit:** Entry or full soffit is used in areas where HVAC, electrical, plumbing and sprinkler systems are completely concealed.

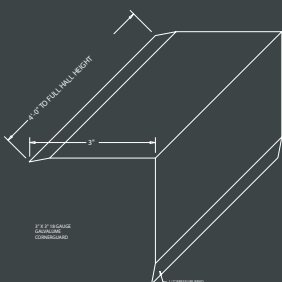
- 26-gauge
- 20-gauge universal soffit channel supports soffit panels
- Glossy white paint finish
- Specific soffit pieces nest together to create a flush soffit
- 1' x 4' GT static troffer light
- 2" x 2" glossy white angle
- #8 x ½" glossy white self-drilling fasteners



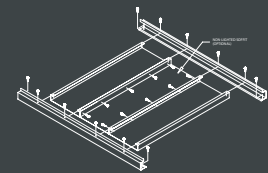
KICKPLATE  
DETAIL



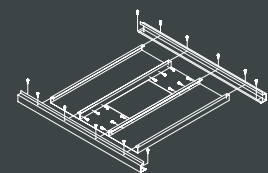
CORNER  
GUARD  
DETAIL



LIGHT SOFFIT  
DETAIL



HALLWAY SOFFIT  
DETAIL



ENTRY SOFFIT

