


VINEYARD

WINE LOCKERS

SERIES



DBCI's Self-Storage Solutions Include:

Maximized Capacity Solution

- Summit Series (Mezzanine)

Wine Storage Solution

- Vineyard Series

Self-Storage Doors

- 650 Series
- 690 Series
- Wind Load Door
- Boat & RV Doors
- 1900 Series
- 651, 691, 1950 Series
- Insulated Doors

Hallway Systems

- Swing Door 300 Series (flush and corrugated)
- Swing Door 500 Series (flush and corrugated)
- Header Panel
- Filler Panel
- Corawall
- Securawall

Soffit Systems

- Hall Soffit (three-piece)
- Light Soffit
- Entry Soffit
- Flush Ceiling Soffit

Security Solutions

- Mesh Security Wire
- Burglar Security Bars

Safeguards

- Kickplates (Galvanized or Diamond Plates)
- Cornerguards (Galvanized or Diamond Plates)
- Linerwalls (Galvanized or Diamond Plates)

Structural Framing

- Exterior Pier & Header System

DBCI's Vineyard Series is your wine storage solution. The Vineyard Series comes in multiple faux wood grain options and is made of galvanized steel. This series allows wine to mature without disturbance and provides protection against many damaging conditions. It also provides the classic look of wood without the expense.



Integrity. Partnership. Quality.

The Vineyard series comes in multiple faux wood grain options and is made of galvanized steel. This product allows wine to mature without disturbance and provides protection against many damaging conditions. It also provides the classic look of wood without the expense.



Wine Locker Units


- Available in single- and double-stack configurations
- Available with pre-hung flush, vinyl-coated wood grain swing doors
- Complete 500 Series frame with vinyl wood grain coat
- 1" locker floor in 20-gauge Galvalume® 6" planks
- 20-gauge Galvalume® support angles
- #8 x ½" self-drilling fasteners

Flush Swing


- 20-gauge flat sheet for door face
- Hat style stiffeners
- Vinyl wood grain finish in variety of options
- Many latch options available
- 90-degree zinc hinges
- May be ordered with optional louvers to allow for air circulation



FLUSH DOOR
DETAIL



CORRUGATED
SWING DOOR
DETAIL



LOCKER
FLOOR
DETAIL

