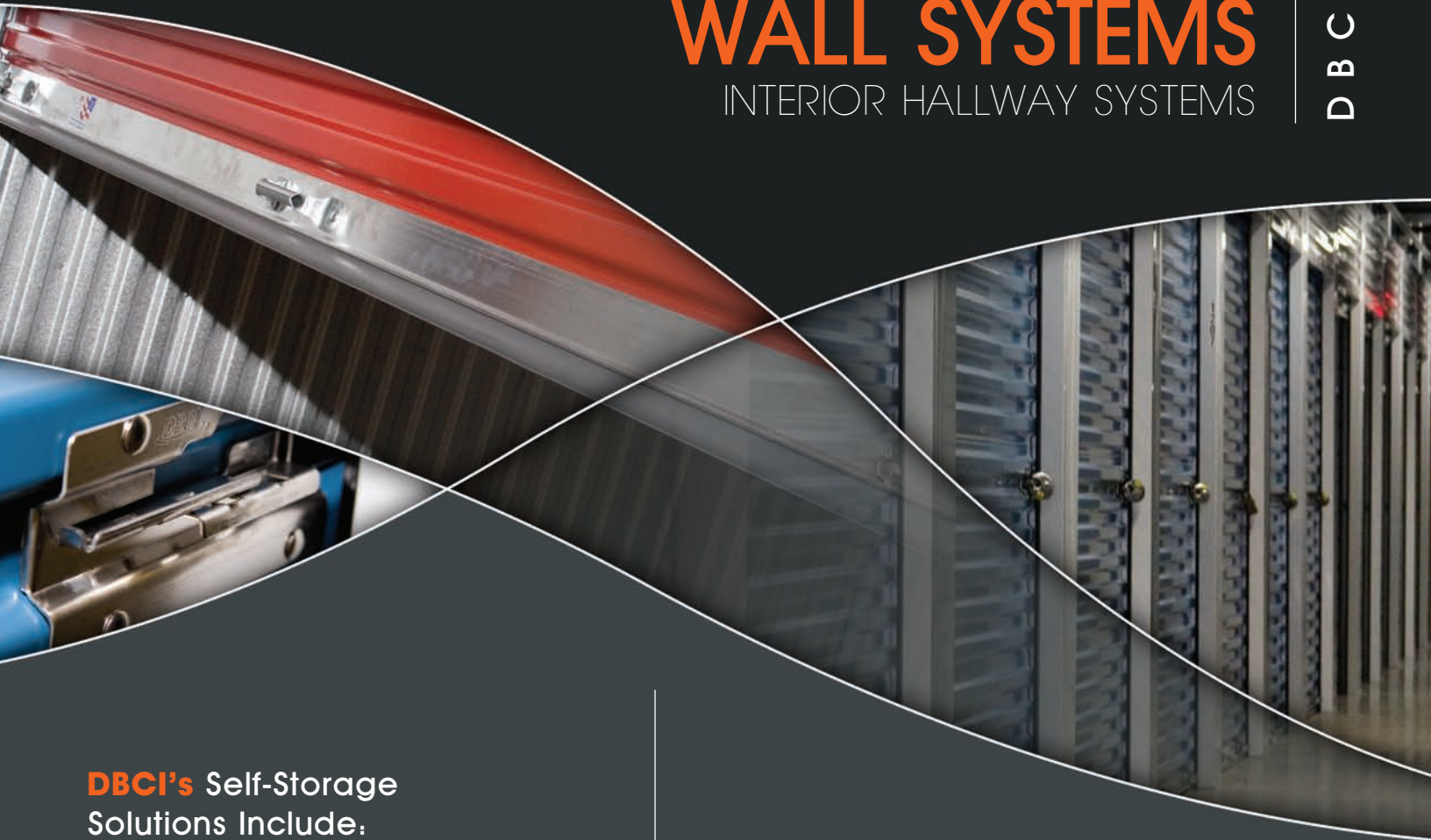


WALL SYSTEMS

INTERIOR HALLWAY SYSTEMS

DBCI



DBCI's Self-Storage Solutions Include:

Maximized Capacity Solution

- Summit Series (Mezzanine)

Wine Storage Solution

- Vineyard Series

Self-Storage Doors

- 650 Series
- 690 Series
- Wind Load Door
- 1900 Series
- Boat & RV Doors
- 651, 691, 1950 Series
- Insulated Doors

Hallway Systems

- Swing Door 300 Series (flush and corrugated)
- Swing Door 500 Series (flush and corrugated)
- Header Panel
- Filler Panel
- Corawall
- Securawall

Soffit Systems

- Hall Soffit (three-piece)
- Light Soffit
- Entry Soffit
- Flush Ceiling Soffit

Security Solutions

- Mesh Security Wire
- Burglar Security Bars

Safeguards

- Kickplates (Galvanized or Diamond Plates)
- Cornerguards (Galvanized or Diamond Plates)
- Linerwalls (Galvanized or Diamond Plates)

Structural Framing

- Exterior Pier & Header System

DBCI's interior hallway systems provide a modern, clean and polished look to self-storage units. The options for DBCI's interior hallway systems include the Corawall Flush Hallway System and the Securawall Corrugated Hallway System.



Integrity. Partnership. Quality.



Corawall Hallway System

This completely flush 24-gauge vertical interlocking hallway panel is available in glossy white or acrylic-coated Galvalume®. The 12" self-aligned interlocking panel allows for fasteners to remain concealed except where it is secured with a channel at the top.

- 24-gauge panel
- 20-gauge top channel
- 20-gauge bottom channel
- 22-gauge mid-span
- Interlocking flush design
- #8 x 1/2" glossy white self-drilling fasteners



Securawall Hallway System

The 20" wide, corrugated 26-gauge panels lock together tightly at the side seams without the use of exposed fasteners. The Securawall System provides an economical and attractive divider partition.


- 26-gauge panel
- 20-gauge top channel
- 20-gauge bottom channel
- 22-gauge mid-span
- Seam attachment design
- Available in glossy white and acrylic-coated Galvalume®
- #8 x 1/2" glossy white self-drilling fasteners



Securawall Unit Partition

The Securawall partition is a non-load bearing interior unit divider. It provides for an economical and attractive interior partition wall system. The 20"-wide sections lock together tightly at the side seams without the use of exposed fasteners.

- 26-gauge partition
- 20-gauge top angle
- 20-gauge bottom channel
- 22-gauge mid-span
- Seam attachment design
- Available in glossy white and acrylic-coated Galvalume®
- #8 x 1/2" glossy white self-drilling fasteners



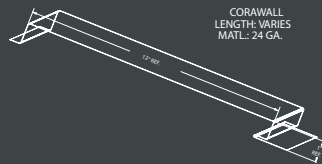
Mid-Span

Mid-span horizontal bracing provides support for greater wall strength. Many customers use this inexpensive option to accommodate for unusual loads placed on walls by careless tenants.

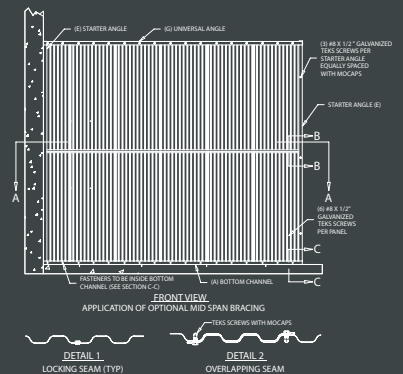
- 20-gauge channel
- Utilizes a hem and channel construction to eliminate sharp edges and conceal exposed fasteners



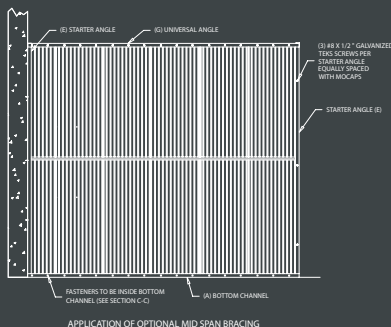
CORAWALL DETAIL



SECURAWALL UNIT PARTITION DETAIL



SECURAWALL HALLWAY PARTITION DETAIL



MID-SPAN DETAIL

