

SPIDR GUIDE


SUPER POLYMERIC
IMPACT-RESISTANT
DOOR RAIL

DBCI brings you the Power of Innovation with the never before seen, flexible **SPIDR Guide** designed specifically for the freight terminal trucking industry. This new and innovative product adds longevity to the doors by protecting and minimizing damage caused by loading and unloading trucks. With its dual durometer design and impact resilient technology, **SPIDR Guide** is the perfect vehicle to minimizing your door maintenance costs.

To learn more about the new flexible **SPIDR Guide** and the benefits it provides, visit our website today www.dbc.com.



Integrity. Partnership. Quality.



Flexible Guide

- Our SPIDR Guide is designed to withstand impacts and flex back to its original shape allowing the door curtain to always glide smoothly without being torn from bent or jagged edges as often seen with traditional steel guides when damaged.

Top Strut

- The SPIDR Guide's angled bell mouth top strut allows for a smooth operation when opening or closing the door.



Center Strut

- The SPIDR Guide's center support strut adds mounting stability and with its safety yellow color helps with operator's visual awareness of jamb location to help minimize impacts.

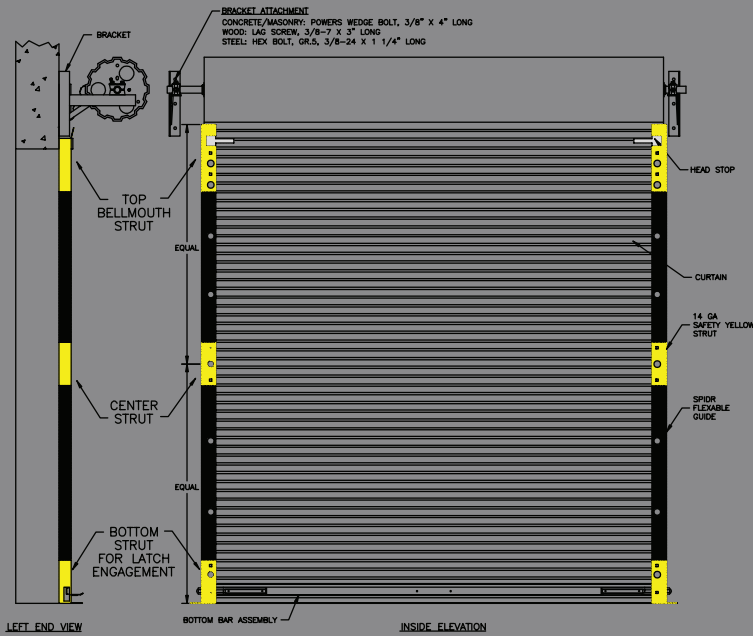
Bottom Strut

- The SPIDR Guide's bottom strut provides flexibility for mounting to imperfect scenarios which also helps achieve proper bottom latch engagement for security.

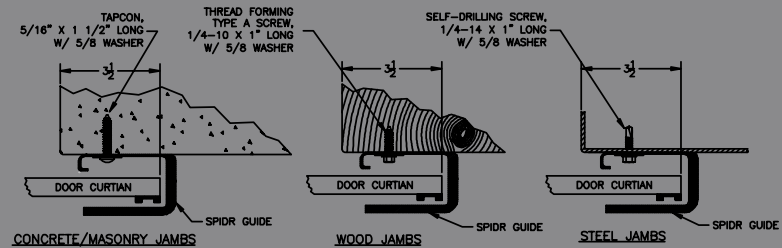


* All 14 gauge struts are easily replaced if damaged without having to disassemble the entire guide or take down the door.

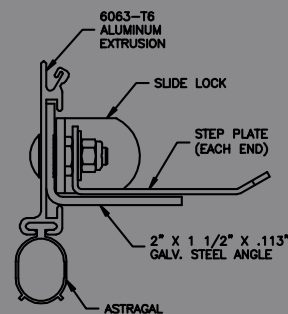
INTERIOR ELEVATION



GUIDE MOUNTING



BOTTOM BAR ASSEMBLY



26 GA CURTAIN DETAIL

